

Movement detectors

• 12 V / 120°



Movement detectors 12 V / 120°

- ▶ For wall and ceiling mounting
- ▶ Time, twilight value and range are continuously adjustable from the exterior
- ▶ The maximum range is approx. 10 m. It can be adjusted individually by inclining the sensor head
- ▶ Simple electrical connection
- ▶ Potential-free switch contact
- ▶ Sensor head pivots horizontally and vertically

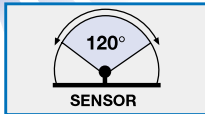
Technical data

Movement detector 12V / 120°

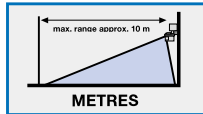
Coverage angle	120°, can be aligned to left and right
Range**	approx. 10 m
Time setting*	approx. 5 sec. to 15 min.
Twilight switch*	approx. 5 to 1000 Lux
Switching capacity	potential-free relay 10 A, 12 to 30 V AC/DC
Power supply	12 V DC and AC 50/60 Hz
Protection type	IP44
Test mark	CE
Housing	Plastic, UV-resistant

Power - standby:	3.5mA @ 12vdc
Power - active:	40mA @ 12vdc

Settings



Coverage angle 120°
Can be aligned within 180°



Approx. 10 m



Approx. 5 - 1000 Lux



Approx. 5 sec. - 15 min.

Switching capacity



10 Amperes

Power supply



12 Volt

Movement detector 12V / 120°



Art. No.: 000926

Type	Colour	Art. No.	EAN No.
Movement detector 12 V / 120°	white	000926	4011315000926

Alternative mounting options



Wall mounting

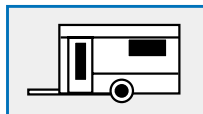


Ceiling mounting

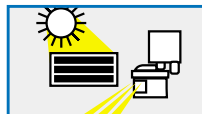
Application examples



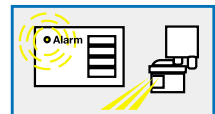
Mobile home



Caravan



For solar equipments



For alarm installations

36 Month
Guarantee

* continuously adjustable
** depends on temperature and mounting height